



TOM
DIXON
× PROLICHT

CODE

A System of Light



PHOTO | TOM DIXON

Tom Dixon, Founder Tom Dixon Studio



PHOTO | ARMIN KUPRIAN

Walter Norz, CEO PROLICHT

DESIGN & TECHNOLOGY

„Seit einem Jahr sind wir von Leiterplatten (PCBs) besessen. So flach, so effizient und so leuchtend! Unsere Zusammenarbeit mit PROLICHT begann hoch in den Bergen von Innsbruck, wo wir unsere ersten Gedanken über ein Minimal-Track-System teilten, das versuchen sollte, alles Überflüssige zu entfernen und das Licht in seiner reinen Pracht zu enthüllen“.

Tom Dixon

„Es war großartig, wie schnell die Verbindung mit Tom und seinem Team begann: Schon bei unserem ersten Treffen gab es den Funken der Kreativität, und wir alle spürten sofort den Drang, gemeinsam etwas zu beginnen. Unser erstes gemeinsames Ergebnis, der CODE, stellt den Inbegriff unserer Zusammenarbeit dar: Etwas, was keiner von uns ohne den anderen hätte schaffen können, das perfekte Ergebnis der Verschmelzung unserer beiden unterschiedlichen Hintergründe und komplementären Fähigkeiten.“


Walter Norz



PROLICHT
HEADQUARTER GÖTZENS



TOM DIXON
COAL OFFICE LONDON



CODE

CODE stellt die perfekte Synthese unserer Zusammenarbeit mit Tom Dixon dar: ein Produkt, das technologisches Know-how mit einer einzigartigen Designvision verbindet - eine Innovation, die nur gemeinsam geschaffen werden konnte. CODE basiert auf dem MINIMAL TRACK-System, der kleinstmöglichen Schienenlösung, bei der jede Leuchte einzeln angesteuert werden kann, um absolute Flexibilität zu ermöglichen.

Die CODE-Produktfamilie besteht aus zwei LED-Lichtquellen: DOT und GRID. Die elementaren Formen von rund und quadratisch bilden die Grundlage eines Bausatzes, der die Konfiguration unendlicher Anordnungen ermöglicht. Von der einfachsten grafischen Form bis zu den aussergewöhnlichsten Lichtskulpturen sind keine Grenzen gesetzt.

Auf voller Leistung betrieben, liefern die LED Arrays reines, ungefiltertes Licht in Perfektion. Gedimmt fungieren die Boards als dekorative Elemente und zeichnen grafische Lichtmuster an die Wand, die vor schwarzem Hintergrund schweben zu scheinen. Jede Platine ist roh: ohne Diffusoren, Linsen und Sekundäroptik.




CODE

FAMILY | OVERVIEW


01

DOT DIRECT
4.1W - up to 450lm
2700K



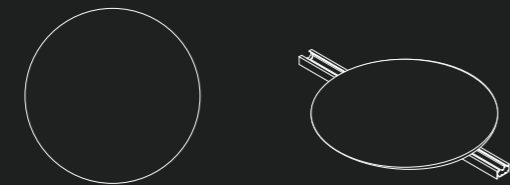
02

GRID DIRECT
4.3W - up to 460lm
2700K



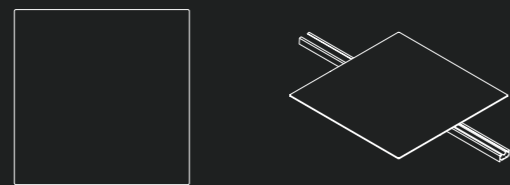
03

DOT INDIRECT
4.7W - up to 400lm
2700K




04

GRID INDIRECT
4.7W - up to 400lm
2700K






05

DOT STANDING
4.1W - up to 450lm
2700K



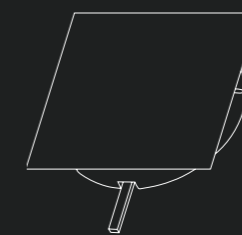

05

GRID STANDING
4.3W - up to 460lm
2700K



07



DOT POWER
DALI | PUSH DIM | CASAMBI
for max. 96W




08

GRID POWER
DALI | PUSH DIM | CASAMBI
for max. 96W


CODE
DOT




CODE
DOT



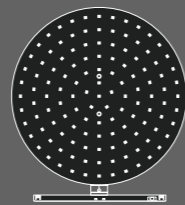
DOT DIRECT




DOT INDIRECT




DOT STANDING



DOT POWER








312

314


313

311


CODE
GRID




CODE GRID




GRID DIRECT





GRID INDIRECT





GRID STANDING




GRID POWER

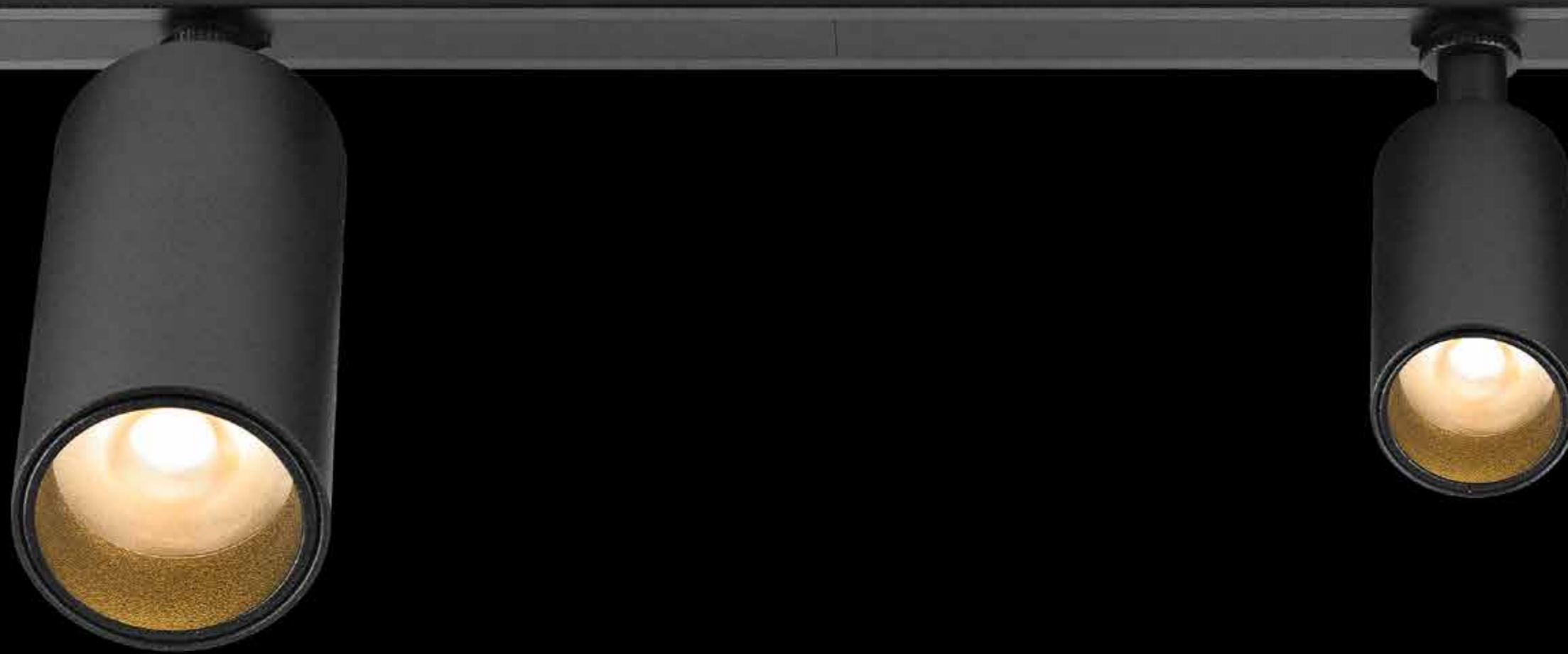




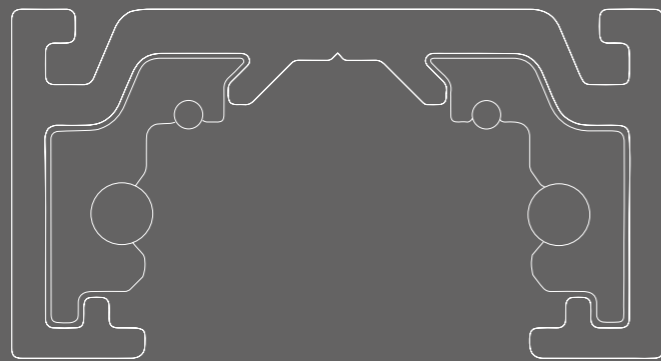




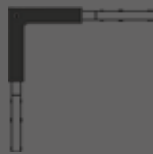
MINIMAL TRACK



MINIMAL TRACK
SURFACE MOUNTED TRACK



L-CONNECTOR



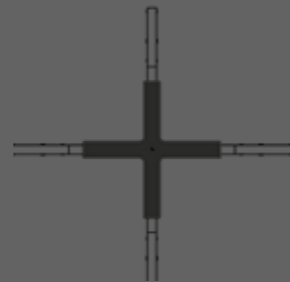
L-CONNECTOR
CEILING WALL



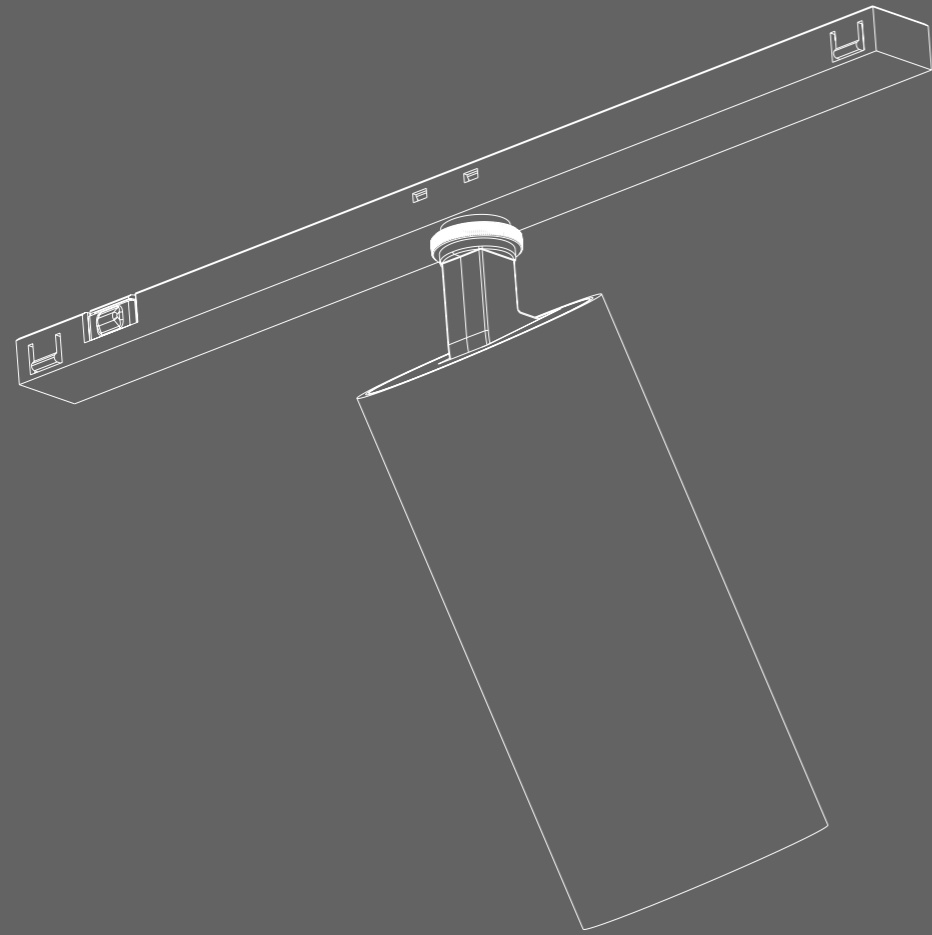
T-CONNECTOR



X-CONNECTOR




MINIMAL TRACK
IMAGINE MICRO



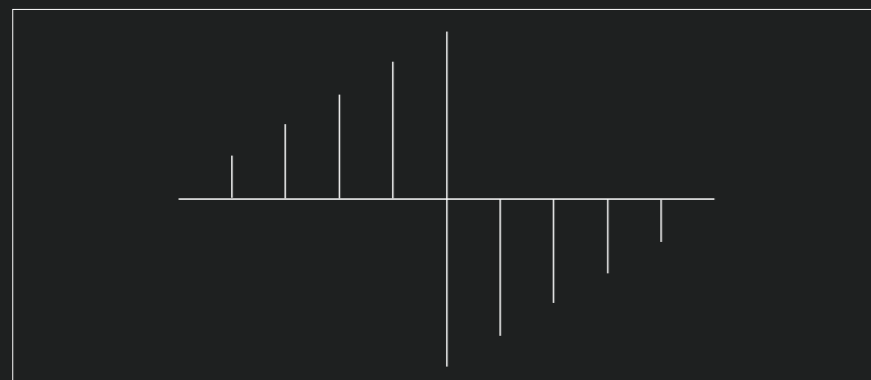

IMAGINE MICRO 20

IMAGINE MICRO 35

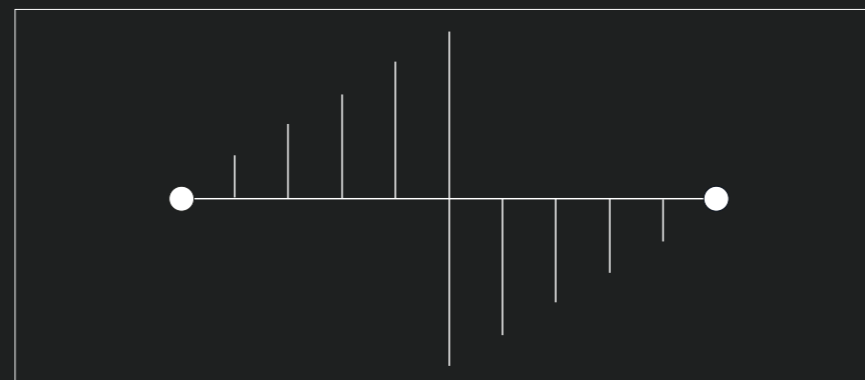
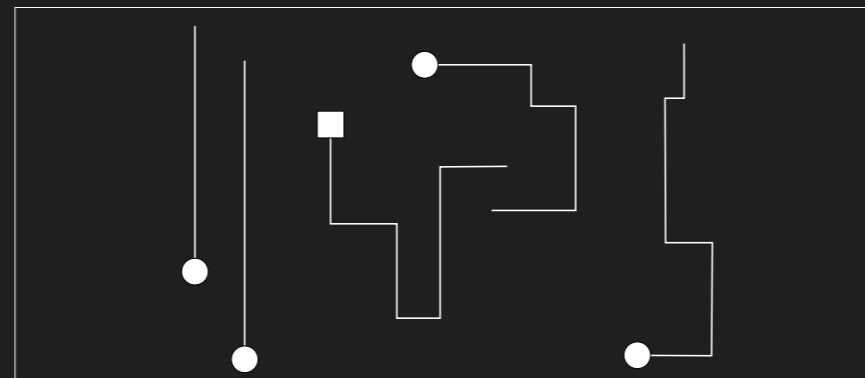
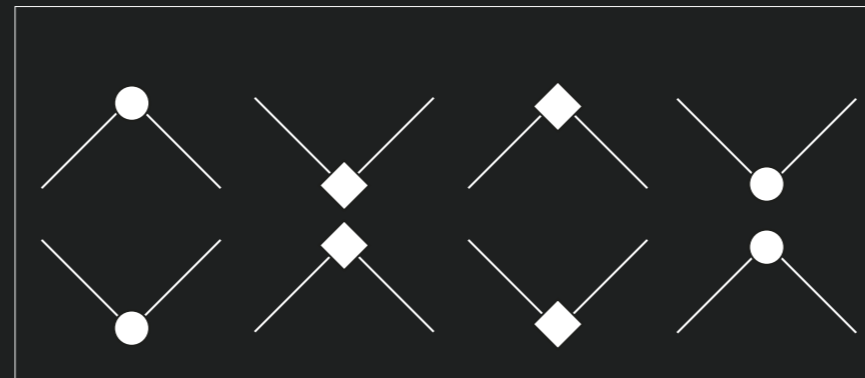


CODE

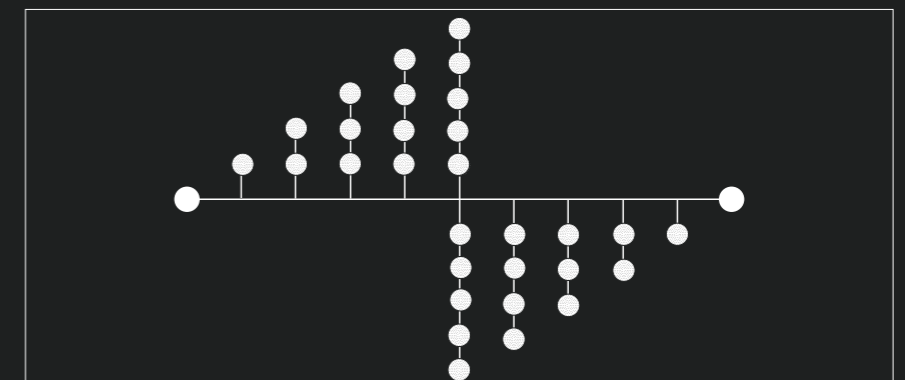
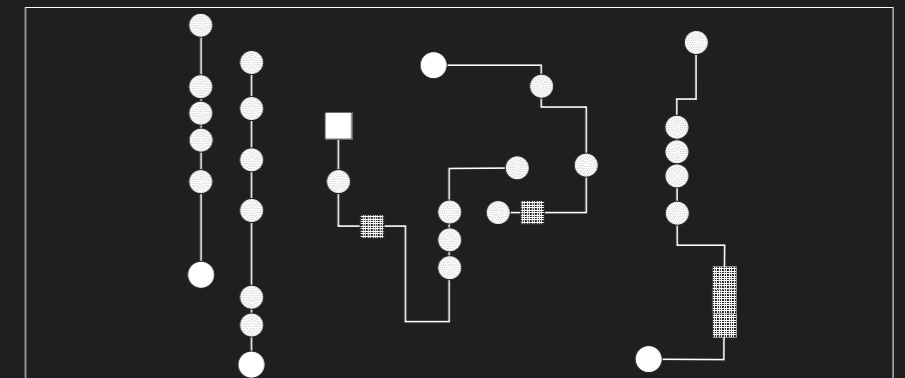
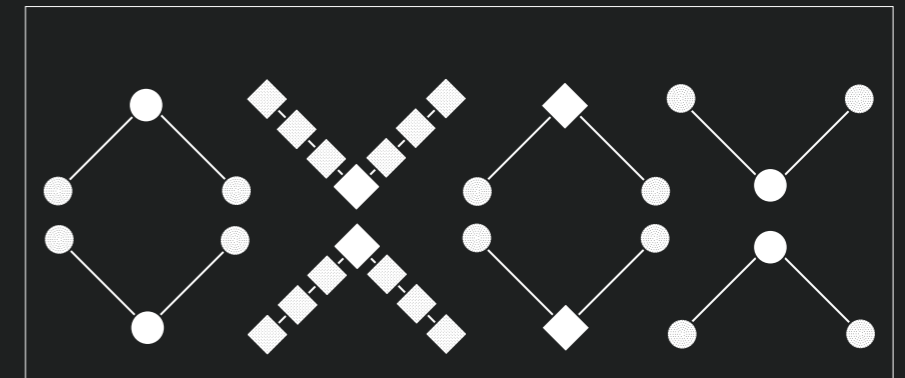
DRAW WITH THE MINIMAL TRACK



DEFINE YOUR POWER REQUIREMENTS



DESIGN YOUR CODE SYSTEM

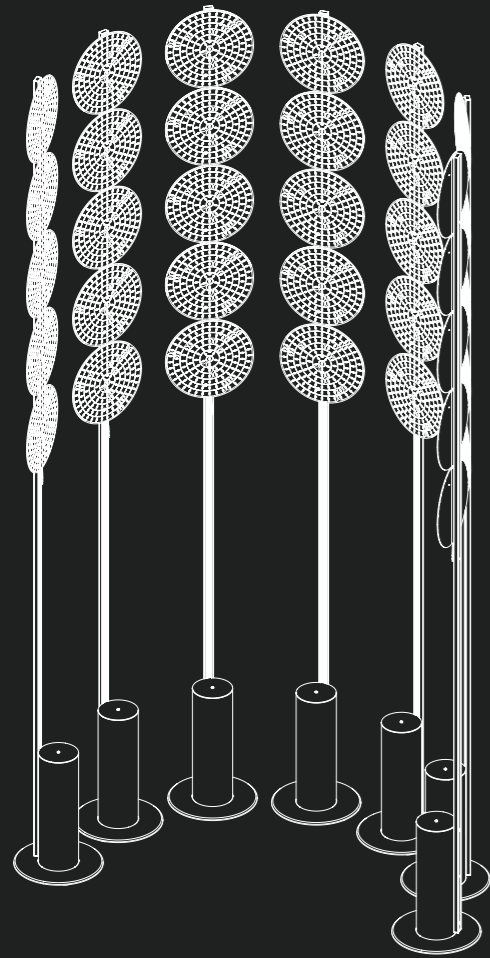


MAKE IT YOURS!
CONFIGURE ONLINE:
PROLICHT.AT/CODE



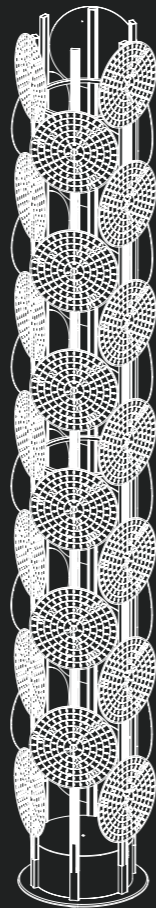
CODE SCULPTURES

Die Vielseitigkeit des CODE-Systems ermöglicht endlos viele skulpturale Formen.
Unter Verwendung von MINIMAL TRACK- und CODE-Elementen wurde von Tom Dixon eine Auswahl
spektakulärer Beleuchtungsskulpturen entworfen. Alles ist möglich:
Variationen und maßgeschneiderte Lösungen können auf Anfrage im Detail besprochen werden.



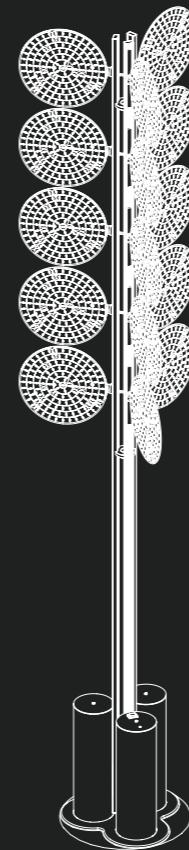
01

SCREEN
DIRECT DOT or GRID




02

TOTEM
DIRECT DOT



03

BEACON
STANDING DOT or GRID



04

EXPLOSION
DIRECT or INDIRECT DOT



VARIATIONS
TAILOR MADE CEATIONS
SPECIAL COLOR TEMPERATURE






CODE LIGHT



DOT DIRECT

	DOT DIRECT 200 48V	7-02108-02	ø 200 H: 13mm	2700K	450lm	DALI	4,2W	BLACK
	DOT STANDING 200 48V	7-02109-02	ø 200 H: 220mm	2700K	450lm	DALI	4,2W	BLACK


DOT INDIRECT

	DOT INDIRECT 200 48V	7-02110-02	ø200 H: 13mm	2700K	400lm	DALI	4,7W	BLACK
---	-------------------------	------------	--------------	-------	-------	------	------	-------





GRID DIRECT

	GRID DIRECT 200 48V	7-02111-02	210x210 H:13mm	2700K	450lm	DALI	4,2W	BLACK
	GRID STANDING 200 48V	7-02112-02	210x210 H: 230mm	2700K	450lm	DALI	4,2W	BLACK


GRID INDIRECT

	GRID INDIRECT 200 48V	7-02113-02	210x210 H:13mm	2700K	400lm	DALI	4,7W	BLACK
---	--------------------------	------------	----------------	-------	-------	------	------	-------


IMAGINE MICRO

	IMAGINE MICRO 20	7-02118-02	ø23 H: 71mm	2700K	219lm	DALI	3,7W	LENS OPTION 16° 24°	
	IMAGINE MICRO 35	7-02119-02	ø35 H: 95mm	2700K	585lm	DALI	8,6W	LENS OPTION 20° 26°	

ORDER EXAMPLE

SPOT		CCT	LENS OPTION
7-02118-02	02	27	24
IMAGINE MICRO 20	BLACK	2700K	24°







MINIMAL TRACK

	TRACK	350-1885-02	1000x19 H: 10mm	BLACK
		350-1886-02	2000x19 H: 10mm	
		350-1887-02	3000x19 H: 10mm	

CONNECTORS TRACK















	T-CONNECTOR	350-1995	160x89 H: 10mm	
	X-CONNECTOR	350-1994	160x160 H: 10mm	
	LINEAR CONNECTOR	350-1868	115x11 H: 7mm	BLACK
	FLAT CORNER CONNECTOR	350-1869	85x85 H: 7mm	BLACK
	DIHEDRAL CORNER CONNECTOR	350-1870	88x11 H: 88mm	BLACK
	90° DIHEDRAL DUMMY TRACK QUICK INSTALLATION	350-1876	24x24 H: 10mm	BLACK
	90° DIHERAL DUMMY TRACK QUICK INSTALLATION	350-1877	22x22 H: 20mm	BLACK
	ENDCAP	350-1872	8x19 H: 10mm	BLACK
	EPDM COVER	350-1896	5000mm	BLACK

POWER SUPPLY















	48V POWER SUPPLY	350-1875	FOR REMOTE INSTALLATION	252x28 H: 20mm	
	PUSH DIM TO DALI BRIDGE	350-1902	FOR REMOTE INSTALLATION	90x44 H: 23mm	
	CASAMBI TO DALI BRIDGE	350-1903	FOR REMOTE INSTALLATION	164x42 H: 25mm	
	48V POWER SUPPLY AND DALI BRIDGE	350-1998	FOR REMOTE INSTALLATION	252x28 H: 20mm	
	ENDFEED	350-1866		108x19 H: 12mm	BLACK
	MIDDLEFEED	350-1867		141x11 H: 12mm	BLACK

CODE POWER

SURFACE MOUNTED DOT POWER

	DOT POWER ENDFEED	350-1910	ø 225 H: 38mm		PUSH DIM	MAX. 92W	
		350-1912			DALI	MAX. 86W	
		350-1913			CASAMBI	MAX. 86W	
	DOT POWER MIDDLEFEED	350-1920	ø 225 H: 38mm		PUSH DIM	MAX. 92W	
		350-1922			DALI	MAX. 86W	
		350-1923			CASAMBI	MAX. 86W	
	DOT POWER L	350-1940	ø 225 H: 38mm		PUSH DIM	MAX. 92W	
		350-1942			DALI	MAX. 86W	
		350-1943			CASAMBI	MAX. 86W	
	DOT POWER T	350-1950	ø 225 H: 38mm		PUSH DIM	MAX. 92W	
		350-1952			DALI	MAX. 86W	
		350-1953			CASAMBI	MAX. 86W	
	DOT POWER X	350-1930	ø 225 H: 38mm		PUSH DIM	MAX. 92W	
		350-1932			DALI	MAX. 86W	
		350-1933			CASAMBI	MAX. 86W	
	DOT POWER STAND ALONE SINGLE	350-1960	ø 225 H: 38mm (cable length 0-2m adjustable)		PUSH DIM	MAX. 92W	
		350-1962			DALI	MAX. 86W	
		350-1963			CASAMBI	MAX. 86W	
	DOT POWER STAND ALONE DOUBLE	350-1970	ø 225 H: 38mm (cable length 0-2m adjustable)		PUSH DIM	MAX. 92W	
		350-1972			DALI	MAX. 86W	
		350-1973			CASAMBI	MAX. 86W	

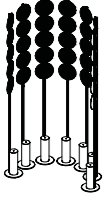
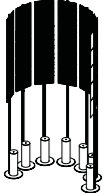



SURFACE MOUNTED GRID POWER

	GRID POWER ENDFEED	350-1980	225x225 H: 38mm		PUSH DIM	MAX. 92W	
		350-1982			DALI	MAX. 86W	
		350-1983			CASAMBI	MAX. 86W	
	GRID POWER MIDDLEFEED	350-1990	225x225 H: 38mm		PUSH DIM	MAX. 96W	
		350-1992			DALI	MAX. 86W	
		350-1993			CASAMBI	MAX. 86W	
	GRID POWER L	350-2010	225x225 H: 38mm		PUSH DIM	MAX. 92W	
		350-2012			DALI	MAX. 86W	
		350-2013			CASAMBI	MAX. 86W	
	GRID POWER T	350-2020	225x225 H: 38mm		PUSH DIM	MAX. 92W	
		350-2022			DALI	MAX. 86W	
		350-2023			CASAMBI	MAX. 86W	
	GRID POWER X	350-2000	225x225 H: 38mm		PUSH DIM	MAX. 92W	
		350-2002			DALI	MAX. 86W	
		350-2003			CASAMBI	MAX. 86W	
	GRID POWER STAND ALONE SINGLE	350-2030	225x225 H: 38mm (cable length 0-2m adjustable)		PUSH DIM	MAX. 92W	
		350-2032			DALI	MAX. 86W	
		350-2033			CASAMBI	MAX. 86W	
	GRID POWER STAND ALONE DOUBLE	350-2040	225x225 H: 38mm (cable length 0-2m adjustable)		PUSH DIM	MAX. 92W	
		350-2042			DALI	MAX. 86W	
		350-2043			CASAMBI	MAX. 86W	



CODE

SCULPTURES

DESIGNERS CHOICE

	SCREEN DOT	510-0150	35x DOT DIRECT	ø 200 H: 2020mm (for one column)	2700K	PUSH DIM	147W
		510-0153				CASAMBI	
	SCREEN GRID	510-0160	35x GRID DIRECT	ø 200 H: 2018mm (for one column)	2700K	PUSH DIM	147W
		510-0163				CASAMBI	
	TOTEM DOT	510-0120	39x DOT DIRECT	ø 290 H: 2080mm	2700K	PUSH DIM	164W
		510-0123				CASAMBI	
	BEACON DOT	510-0130	15x DOT STANDING	ø 294 H: 2020mm	2700K	PUSH DIM	63W
		510-0133				CASAMBI	
	BEACON GRID	510-0140	15x GRID STANDING	ø 294 H: 2020mm	2700K	PUSH DIM	63W
		510-0143				CASAMBI	

DESIGNERS CHOICE

	EXPLOSION DOT DIRECT	310-3920	46x DOT DIRECT	ø 2600 H: 192mm	2700K	PUSH DIM	193W
		310-3922				DALI	
		310-3923				CASAMBI	
	EXPLOSION DOT INDIRECT	310-3930	46x DOT INDIRECT	ø 2600 H: 192mm	2700K	PUSH DIM	217W
		310-3932				DALI	
		310-3933				CASAMBI	

prices on request

N 47.142627°
E 11.324450°
OUR HOMEBASE
IN THE ALPS.

 PROLICHT

EDITOR Filippo Bettinzoli, PROLICHT
PROLICHT GmbH | Austria
6091 Neu-Götzens | Gewerbeplatz 9
T +43 5234 33 499 | F + 43 5234 33 499 22
marketing@prolicht.at | www.prolicht.at

TECHNICAL SUPPORT Jürgen Raich, Romain Hoffmann

GRAPHIC DESIGN Tonia Wiedenmann

TEXT Philipp Juen, Julia Kopp

PRODUCT RENDERINGS viewture.media, brandshoot

EDITION december 2020

ARTICLE NUMBER 90-00992



FOLLOW US ON
INSTAGRAM

[WWW.INSTAGRAM.COM/TOMDIXONSTUDIO](https://www.instagram.com/tomdixonstudio)

[WWW.INSTAGRAM.COM/PROLICHT.AT](https://www.instagram.com/prolicht.at)

[WWW.TOMDIXON.NET](http://www.tomdixon.net)

[WWW.PROLICHT.AT](http://www.prolicht.at)